



Each package must be marked with the information of the consignment and the identifying barcode. The barcode on the label is scanned multiple times during various transportation stages, so the label must be of high quality in order to enable smooth scanning and the package would safely reach the addressee.

1. Minimum size of a package must be sufficient to accommodate a packaging label of 100 x 150 mm on one of its sides.



Correct



Incorrect



2. Labels must only be printed using the Venipak On-line system. Labels must only be printed in the size of 100 mm x 150 mm.



Correct



Incorrect



3. Labels must be printed on self-adhesive paper. Labels must not be attached using an adhesive tape, because this makes the bar code unreadable.



Correct



Incorrect






4. Labels must only be printed using a high quality printer. Labels must not be printed if the printer is running out of ink (toner), because poor quality printing will make the bar code unreadable.



Correct



Incorrect




5. Labels must only be attached to the upper side of a package. If labels are attached to the sides of packages, packages will have to be rotated in order to scan the barcode.



Correct



Incorrect




6. Labels must be attached on the level surface of the package. It is not allowed to fold the label or attach it with creases, because this will make the bar code unreadable. A package must be of the size sufficient to attach a label without folding it.



Correct



Incorrect



7. A package may carry only one new label. Any old labels must be removed. It is not sufficient to cross out or otherwise damage the old label, it must be removed completely.



Correct



Incorrect

